

solution  electricfires



TrueFlame 150 3DX

TrueFlame 150 3DX

Introducing the TrueFlame 150 3DX, a new state-of-the-art LCD electric fire from Solution Electric Fires.

Featuring a 4K LCD flame screen, the TrueFlame 150 3DX delivers a revolutionary, crystal clear image with an ultra high definition flame effect, unlike anything else currently on the market. This state-of-the-art technology offers a pioneering, cinematic experience that sets a new standard in visual excellence. The TrueFlame 150 3DX not only redefines realism but also immerses viewers in a mesmerising display that captures the essence of a true flame, providing an unparalleled viewing experience.



BRITISH COMPANY
ESTABLISHED FOR 30 YEARS



**2 YEAR
WARRANTY**
PARTS & LABOUR







HIGH LOG FLAME



MEDIUM LOG FLAME



LOW LOG FLAME



STEEL CHAMBER



REEDED CHAMBER



SLATE CHAMBER










GAS FLAME



GAS FLAME WITH STEEL CHAMBER



TROPICAL AQUARIUM



Features

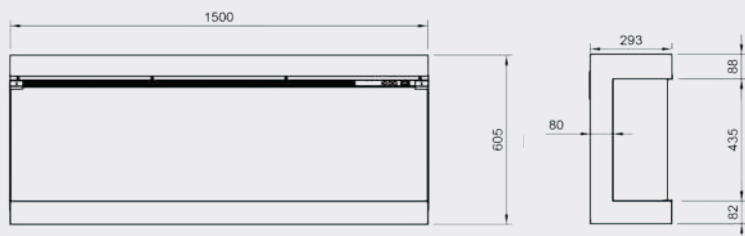
Heat Output: 1.5kW

- Pioneering 4k LCD cinematic flame screen featuring 17 high definition visual effects
- Manual, remote and app* capabilities for optimum controllability and convenience
- Integrated downlighting to subtly illuminate the fuel bed and complement the visual effects
- Selection of downlight and fuel bed colours with adjustable brightness for added customisation
- Adjustable flame speeds to create and enhance the ambience of any room
- Handcrafted real log fuel bed that glows and flickers, simulating an authentic open fire
- Additional Decorative Stone fuel bed to enhance the contemporary aesthetics of both the gas flame and tropical aquarium effects
- **Reversible flame screen with different optical attributes:**
- **Smoked glass** (default) has a low reflective quality that accentuates the flame screen, a feature that particularly complements the flame and chamber combinations
- **Mirrored glass** has a warm, highly reflective characteristic that enhances the illusion of depth to the fuel bed for a captivating viewing experience

Optional Extras

Anti-Reflective Glass

Technical Dimensions







Installation Options



Front Facing



Corner (Left or Right)



Panoramic



Solution Electric Fires is a division
of Capital Fireplaces Ltd

www.solutionfires.co.uk
01462 813138

June 2024